

# **Tugas Keamanan Jaringan Komputer**

## **STEP BY STEP HACKING**



Nama : Aidil Fitri Yansya

NIM : 09011281419054


Kelas : SK8 PIL

Dosen Pembimbing : Deris Stiawan, M.T., Ph.D

**JURUSAN SISTEM KOMPUTER**  
**FAKULTAS ILMU KOMPUTER**  
**UNIVERSITAS SRIWIJAYA**

Tampilan awal grub , karena saya menggunakan dual boot OS:

- Kali Linux 2018
- Windows 7 ultimate

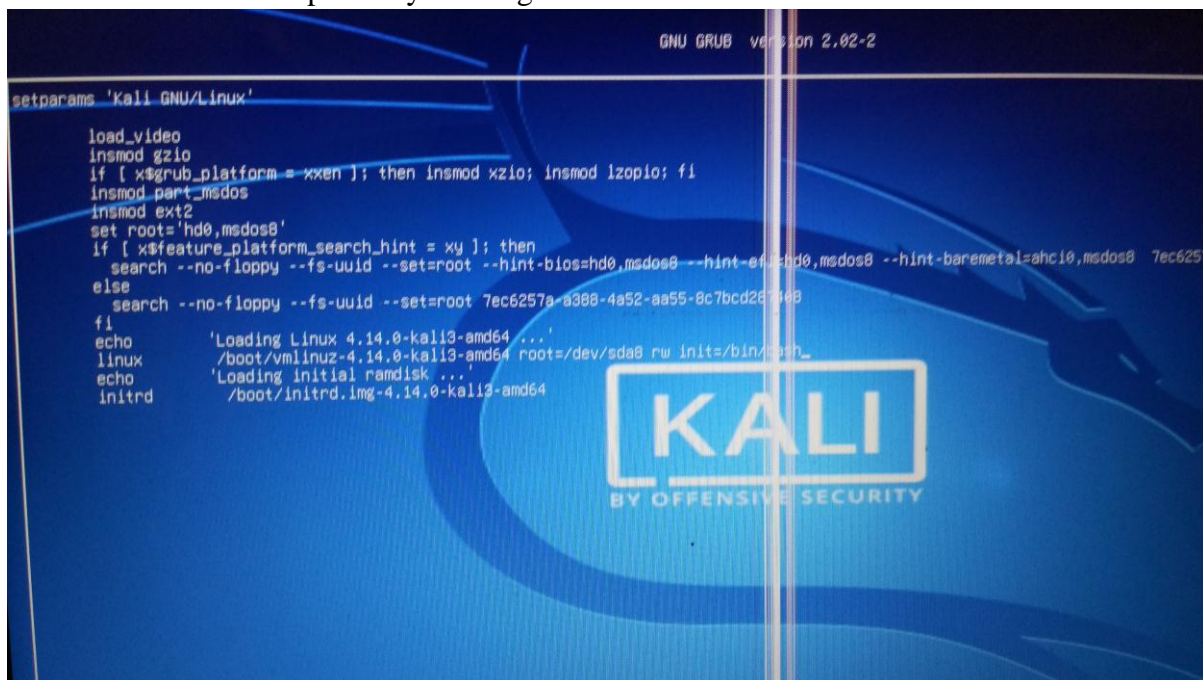


Tekan tombol E dari keyboard dan akan muncul tampilan seperti berikut :

Kemudian pada linux kita ketikkan perintah berikut setelah perintah root=/dev/sda:

```
Rw init=/bin/bash
```

Lalu tekan tombol F10 pada keyboard agar tersave



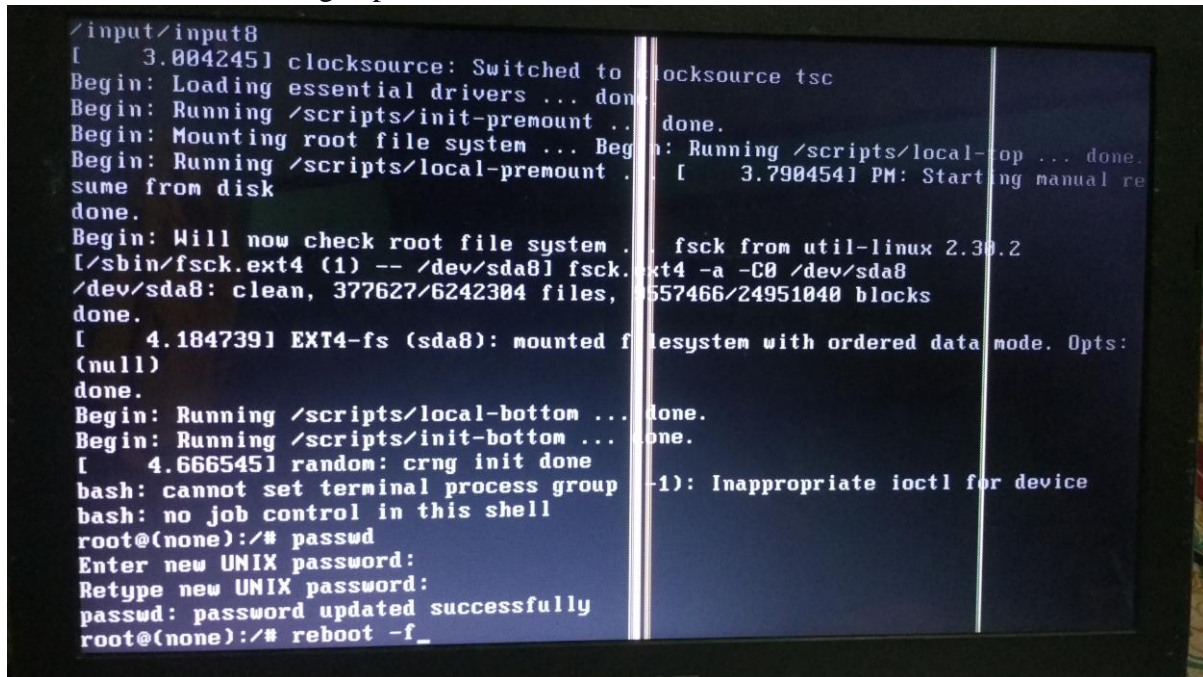
Setelah tampilan seperti ini ketikan passwd

```
[ 2.630032] usb 1-1.3: Manufacturer: Hicong Electronics Co.,Ltd
[ 2.640682] psmouse serio4: elantech: Elan sample query result 00, 23, 75
[ 2.708404] input: ETPS/2 Elantech Touchpad as /devices/platform/i8042/serio4
/input/input8
[ 3.004245] clocksource: Switched to clocksource tsc
Begin: Loading essential drivers ... done.
Begin: Running /scripts/init-premount ... done.
Begin: Mounting root file system ... Begin: Running /scripts/local-top ... done.
Begin: Running /scripts/local-premount ... [ 3.790454] PM: Starting manual re
sume from disk
done.
Begin: Will now check root file system ... fsck from util-linux 2.30.2
[/sbin/fsck.ext4 (1) -- /dev/sda8] fsck.ext4 -a -C0 /dev/sda8
/dev/sda8: clean, 377627/6242304 files, 557466/24951040 blocks
done.
[ 4.184739] EXT4-fs (sda8): mounted file system with ordered data mode. Opts:
(null)
done.
Begin: Running /scripts/local-bottom ... done.
Begin: Running /scripts/init-bottom ... done.
[ 4.666545] random: crng init done
bash: cannot set terminal process group (-1): Inappropriate ioctl for device
bash: no job control in this shell
root@(none):/# passwd
```

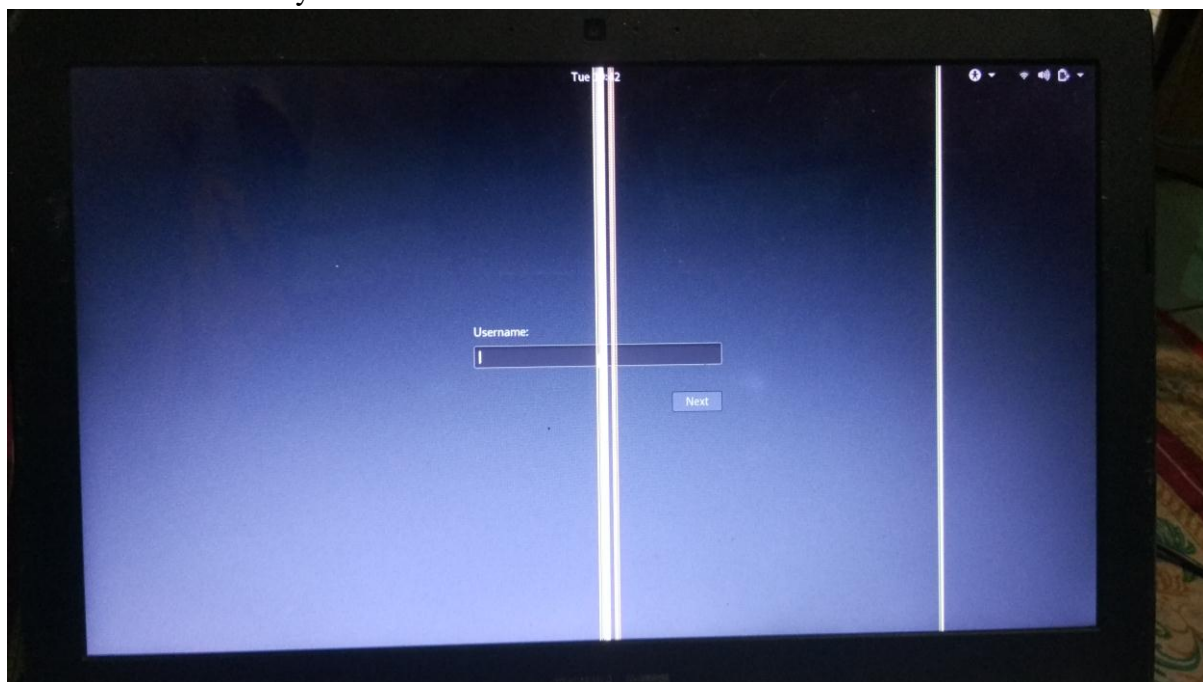
Ketikan password baru

```
[ 2.630032] usb 1-1.3: SerialNumber: 000001
[ 2.640682] psmouse serio4: elantech: Elan sample query result 00, 23, 75
[ 2.708404] input: ETPS/2 Elantech Touchpad as /devices/platform/i8042/serio4
/input/input8
[ 3.004245] clocksource: Switched to clocksource tsc
Begin: Loading essential drivers ... done.
Begin: Running /scripts/init-premount ... done.
Begin: Mounting root file system ... Begin: Running /scripts/local-top ... done.
Begin: Running /scripts/local-premount ... [ 3.790454] PM: Starting manual re
sume from disk
done.
Begin: Will now check root file system ... fsck from util-linux 2.30.2
[/sbin/fsck.ext4 (1) -- /dev/sda8] fsck.ext4 -a -C0 /dev/sda8
/dev/sda8: clean, 377627/6242304 files, 557466/24951040 blocks
done.
[ 4.184739] EXT4-fs (sda8): mounted file system with ordered data mode. Opts:
(null)
done.
Begin: Running /scripts/local-bottom ... done.
Begin: Running /scripts/init-bottom ... done.
[ 4.666545] random: crng init done
bash: cannot set terminal process group (-1): Inappropriate ioctl for device
bash: no job control in this shell
root@(none):/# passwd
Enter new UNIX password:
```

Lalu lakukan reboot dengan perintah : reboot -f



Masukkan username nya : root



Masukkan password yang telah dibuat tadi :

